






## L2

	 mm	 mm	 mm	 Needle No.	 S.P.M. (Max)
L818D-L1	29.0	0-4	Hand: 5.5 / Auto: 10-13	DAX1#9~#10	4000
L818D-M1	30.7	0-5	Hand: 5.5 / Auto: 10-13	DBX1#11~#14	4000~4500
L818D-H1	35.0	0-6	Hand: 5.5 / Auto: 10-13	DBX1#20~#23	3500~4000
L818D-HM1	35.0	0-6	Hand: 5.5 / Auto: 10-13	DBX1#20~#23	3500-4000



### DESCRIPTION

High Speed One Needle Lockstitch Machine

