









K33

									
737FS-504M2-04	1	3	-	4 4	0.7-2	3.6	6.5	DCX27#11	6500
747FS-514M2-24	2	4	2	4 6	0.7-2	3.6	5.5	DCX27#11	6500

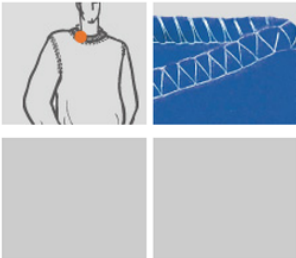


DESCRIPTION

GENERAL SEAMING

Cylinder bed, for regular seaming for light to medium fabric of small tubular parts, such as sleeve, leg opening etc.

OPTION



DEVICE	CLUTCH MOTOR	SERVO MOTOR	TABLE
.VT			
.VT/CSA	T32xx	TB221GH	747FS-T1
.VT/CSB	CSC-T36xx	T72xx	747FS-T3/SM895-A
.VT/TUB			
.RLS			