










# BT02














































								
BT290-A1	Ø10-30	46	38	X/Y : 0~6.4	-	14~17	DPX17#14	2700

## DESCRIPTION

### HIGH SPEED ELECTRONIC LOCKSTITCH FLAT BUTTON SEWING MACHINE

Original settings of 38 patterns for flat button, suitable for all kinds of buttons.



图号 No.	针数 Stitch	X 轴 X-Axis	Y 轴 Y-Axis	花样 Patterns	图号 No.	针数 Stitch	X 轴 X-Axis	Y 轴 Y-Axis	花样 Patterns
42	6-6	3.4	3.4		43	6-6	3.4	3.4	
75					76				
44	10-10	3.4	3.4		45	10-10	3.4	3.4	
50	6-6	3.4	3.4		51	6-6	3.4	3.4	
79					80				
52	10-10	3.4	3.4		53	10-10	3.4	3.4	
81					82				
54	8-8	3.4	3.4		55	8-8	3.4	3.4	
82					83				
59	6	3.4	0		60	6	3.4	0	
85					86				
61	10	3.4	0		62	10	3.4	0	
63	16	3.4	0		64	16	3.4	0	
87					88				
65	10	0	3.4		66	10	0	3.4	
89					90				
67	6-6	3.4	3.4		68	6-6	3.4	3.4	
91					92				
71	5-5-5	3	2.5		72	5-5-5	3	2.5	
90					91				
73	5-5-5	3	2.5		74	5-5-5	3	2.5	
91					93				
92	5-5-5	3.4	3.4						

1.The sewing size is equal to the original pattern size. If the button hole is small (smaller than Ø1.5mm), please use No.76-91.

1.No.85、 86 are exclusive patterns for shank button.